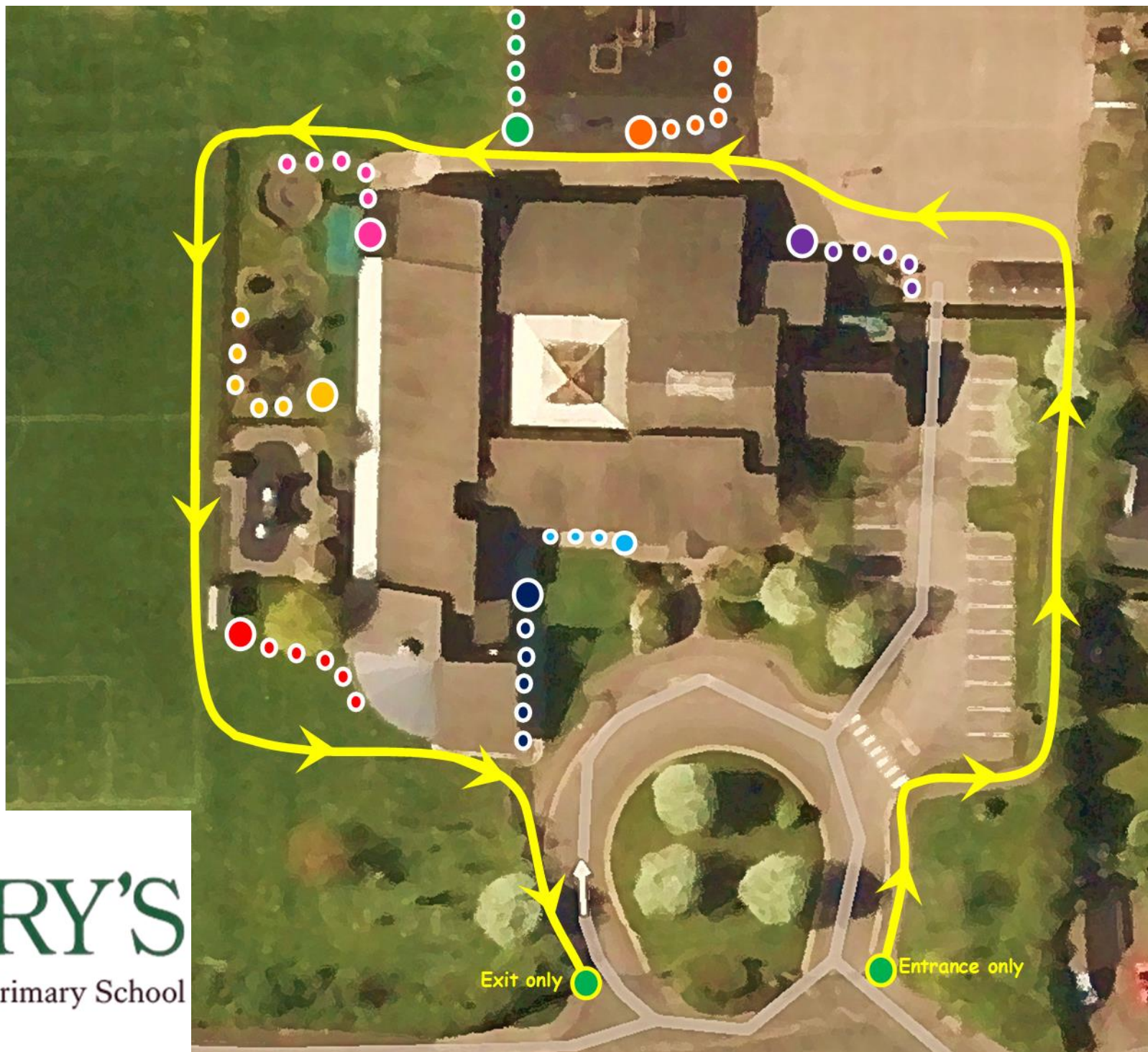


We will now operate a one-way system around the school premises as children are dropped off and collected. The right hand gate will be the only entry to the school grounds, and clear yellow markings will guide parents/ carers around the route displayed here, with the left hand gate being the only exit from the school grounds. This is to minimise the crossing of paths and allow for social distancing to be maintained around the school buildings. The coloured spots represent the drop-off and pick-up points for each classroom, and the colours correspond to the colour assigned to the bubble of children in that classroom.

STMARY'S
Catholic Primary School



The red 'Jigglypuff' bubble will be a group of reception children based in the reception classroom. The image to the right displays the pick-up and drop-off point for children in this group. Having walked along the one-way yellow route, as seen in the image to the right, parents of these children will queue from the largest red spot in the image and re-join the yellow route upon collection of their child.



The classroom doors, toilet cubicle, sink and area of play will display this image (left) to help children to remember which areas are theirs and limit contact between bubbles.

STMARY'S
Catholic Primary School


The yellow '*Chansey*' bubble will be a group of reception children based in the current year 1 classroom. The image to the right displays the pick-up and drop-off point for children in this group. Having walked along the one-way yellow route parents of these children will queue from the largest yellow spot in the image and re-join the yellow route upon collection of their child.



The classroom doors, toilet cubicle, sink and area of play will display this image (left) to help children to remember which areas are theirs and limit contact between bubbles.

STMARY'S
Catholic Primary School

The pink '*Bulbasaur*' bubble will be a group of year 1 children based in the current year 2 classroom. The image to the right displays the pick-up and drop-off point for children in this group. Having walked along the one-way yellow route, as seen in the image to the right, parents of these children will queue from the largest pink spot in the image and re-join the yellow route upon collection of their child.



The classroom doors, toilet cubicle, sink and area of play will display this image (left) to help children to remember which areas are theirs and limit contact between bubbles.

STMARY'S
Catholic Primary School

The green bubble will be a group of year 1 children based in the current year 3 classroom. The image to the right displays the pick-up and drop-off point for children in this group. Having walked along the one-way yellow route, as seen in the image to the right, parents of these children will queue from the largest green spot in the image and re-join the yellow route upon collection of their child.




The classroom doors, toilet cubicle, sink and area of play will display this image (left) to help children to remember which areas are theirs and limit contact between bubbles.

The orange 'Armaldo' bubble will be a group of year 6 children based in the current year 4 classroom. The image to the right displays the pick-up and drop-off point for children in this group. Having walked along the one-way yellow route, as seen in the image to the right, parents of these children will queue from the largest orange spot in the image and re-join the yellow route upon collection of their child.



The classroom doors, toilet cubicle, sink and area of play will display this image (left) to help children to remember which areas are theirs and limit contact between bubbles.


The turquoise 'Spearow' bubble will be a group of year 6 children based in the current year 5 classroom. The image to the right displays the pick-up and drop-off point for children in this group. Having walked along the one-way yellow route, which will bring parents/ carers out at the metal gates by the chapel, those collecting children from the year 5 classroom will queue from the largest turquoise spot in the image and then exit the premises by leaving through the small green gate between the year 5 classroom and main entrance and then walking back to the turning circle to leave via the yellow route.



The classroom doors, toilet cubicle, sink and area of play will display this image (left) to help children to remember which areas are theirs and limit contact between bubbles.


STMARY'S
Catholic Primary School

The navy 'Rhydon' bubble will be a group of year 6 children based in the current year 6 classroom. The image to the right displays the pick-up and drop-off point for children in this group. Having walked along the one-way yellow route, which will bring parents/ carers out at the metal gates by the chapel, those collecting children from the year 6 classroom will queue from the largest navy spot in the image and then exit the premises by leaving through the small green gate between the year 5 classroom and main entrance and then walking back to the turning circle to leave via the yellow route.



The classroom doors, toilet cubicle, sink and area of play will display this image (left) to help children to remember which areas are theirs and limit contact between bubbles.

The purple 'Charmander' bubble will be a group of key-workers' children based in the school hall. The image to the right displays the pick-up and drop-off point for children in this group. Having walked along the one-way yellow route, as seen in the image to the right, parents/ carers of these children will queue from the largest purple spot in the image, and re-join the yellow route upon collection of their child.



The classroom doors, toilet cubicle, sink and area of play will display this image (left) to help children to remember which areas are theirs and limit contact between bubbles.

STMARY'S
Catholic Primary School